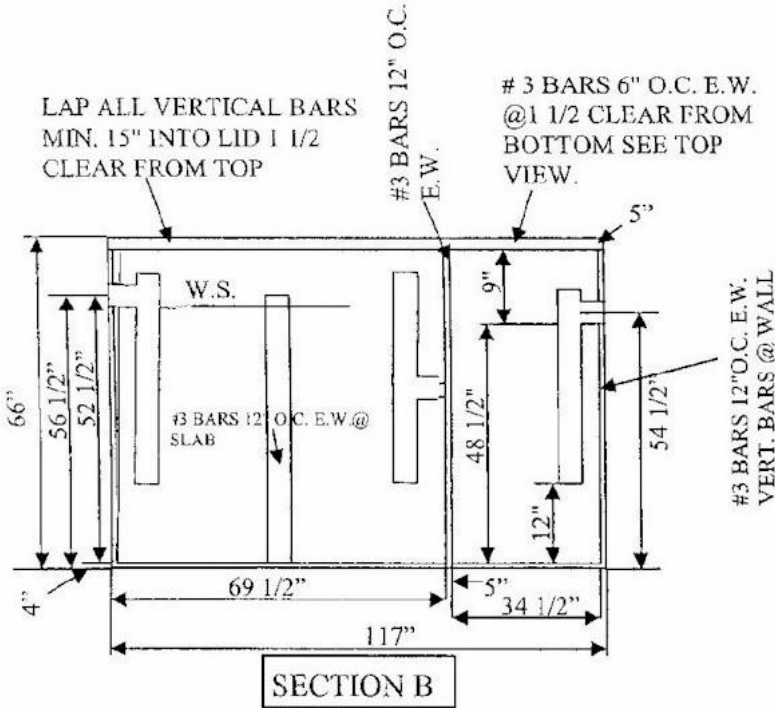


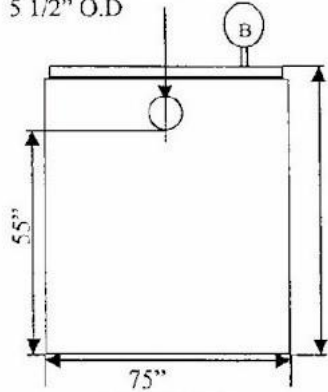
TOP VIEW SECTION B



NOTES:

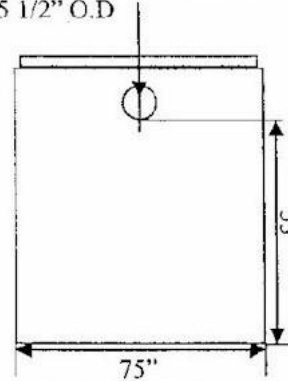
- All concrete shall develop a minimum compressive strength of 4000 psi at 28 days or sooner. Concrete shall have a maximum water ratio of 0.45.
- Cement to be Portland conforming to ASTM C 150. Reinforcing steel shall be intermediate grade, deformed, conforming to ASTM A-616 Grade 40.
- Reinforcing bars shall be in as long lengths as practicable and shall be lapped a minimum of 15 inches, or 40 bars diameters.
- Welded wire shall conform to ASTM designation A 185, Lap Fabric at slices a minimum of 6 inches.
- All tanks shall be coated on the interior extending to a minimum of four (4) inches below the water line, and shall cover all of the internal area above that point with an approved damproof and waterproof compound complying with ASTM D 41-78 or better. Coatings shall be applied per the manufacturer's recommendations and shall be environmental friendly as per EPA regulation 40CFR261.4
- Tank shall bear on undisturbed soil a minimum of 18 inches below original grade on a solid bed and to be installed level.
- Soil bearing capacity shall be a minimum of 1000 psi.
- Fill tank with water after it has been set in place and backfilled as per manufacturer's recommendation.
- Do not install none H20 rated tanks in a traffic area.
- The design of this tank is based on an equivalent fluid pressure of 30 psi.
- Design Capacity: 1500 gallons.

INLET KNOCKOUT
5 1/2" O.D

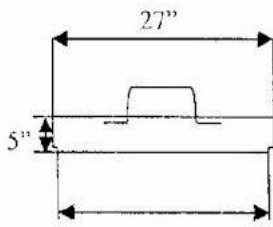


LEFT ELEV.

OUTLET KNOCKOUT
5 1/2" O.D



RIGHT ELEV..



LID SIDE VIEW

Tank coverage design limits the depth:
6 inches minimum, 4 feet maximum

Gallons per inch = 30.61

SELVAGE CONCRETE PRODUCTS, INC.
3309 SEBASTOPOL ROAD
SANTA ROSA, CA 95407
PHONE 707-542-2762

1500 GALLONS GREASE AND SAND 3 COMP



RE Kent 5/19/03